532432-9 ✔ ACTIVE

AMP-HDI

TE Internal #: 532432-9

PCB Mount Header, Vertical, Board-to-Board, 180 Position, 2.54 mm [.1 in] Centerline, Fully Shrouded, Gold, Through Hole - Press-Fit, Signal, Black

View on TE.com >

Connectors > PCB Connectors > PCB Headers & Receptacles

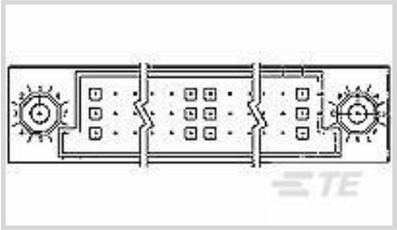

PCB Connector Assembly Type: **PCB Mount Header**

PCB Mount Orientation: **Vertical**

Connector System: **Board-to-Board**

Number of Positions: **180**

Number of Rows: **3**

Features

Product Type Features

PCB Connector Assembly Type	PCB Mount Header
Connector System	Board-to-Board
Header Type	Fully Shrouded
Sealable	No
Connector & Contact Terminates To	Printed Circuit Board

Configuration Features

Stackable	No
PCB Mount Orientation	Vertical
Number of Positions	180
Number of Rows	3

Electrical Characteristics

Insulation Resistance	3 MΩ

Body Features

Primary Product Color	Black

Contact Features

Contact Layout	Matrix
Contact Mating Area Length	5.33 mm
Mating Square Post Dimension	.64 mm[.025 in]

Contact Shape & Form	Four Beam
PCB Contact Termination Area Plating Material	Tin-Lead
Contact Base Material	Phosphor Bronze
Contact Mating Area Plating Material	Gold
Contact Mating Area Plating Material Thickness	.76 µm[30 µin]
Contact Type	Pin
Contact Current Rating (Max)	3 A

Termination Features

Square Termination Post & Tail Dimension	.64 mm[.025 in]
Termination Post & Tail Length	18.62 mm[.733 in]
Termination Method to Printed Circuit Board	Through Hole - Press-Fit

Mechanical Attachment

PCB Mount Retention Type	Action/Compliant Tail
Mating Alignment	Without
Mating Alignment Type	Keyed
PCB Mount Retention	With
PCB Mount Alignment	Without
Connector Mounting Type	Board Mount

Housing Features

Centerline (Pitch)	2.54 mm[.1 in]
Housing Material	Thermoplastic

Dimensions

Connector Height	11.73 mm[.46 in]
PCB Thickness (Recommended)	2.13 mm[.76 in]

Usage Conditions

Housing Temperature Rating	High
Operating Temperature Range	-65 – 125 °C[-85 – 257 °F]

Operation/Application

Solder Process Feature	Board Standoff
Circuit Application	Signal

Industry Standards

UL Flammability Rating	UL 94V-0

Packaging Features

Packaging Quantity	3
Packaging Type	Tube

Product Compliance

For compliance documentation, visit the product page on TE.com>

EU RoHS Directive 2011/65/EU	Not Compliant
EU ELV Directive 2000/53/EC	Compliant with Exemptions
China RoHS 2 Directive MIIT Order No 32, 2016	Restricted Materials Above Threshold
EU REACH Regulation (EC) No. 1907/2006	Current ECHA Candidate List: JUNE 2022 (224) Candidate List Declared Against: JUNE 2022 (224) SVHC > Threshold: Pb (13% in Component Part) Article Safe Usage Statements: Do not eat, drink or smoke when using this product. Wash thoroughly after handling. Recycle if possible and dispose of the article by following all applicable governmental regulations relevant to your geographic location.
Halogen Content	Low Halogen - Br, Cl, F, I < 900 ppm per homogenous material. Also BFR/CFR/PVC Free
Solder Process Capability	Not applicable for solder process capability

Product Compliance Disclaimer

This information is provided based on reasonable inquiry of our suppliers and represents our current actual knowledge based on the information they provided. This information is subject to change. The part numbers that TE has identified as EU RoHS compliant have a maximum concentration of 0.1% by weight in homogenous materials for lead, hexavalent chromium, mercury, PBB, PBDE, DBP, BBP, DEHP, DIBP, and 0.01% for cadmium, or qualify for an exemption to these limits as defined in the Annexes of Directive 2011/65/EU (RoHS2). Finished electrical and electronic equipment products will be CE marked as required by Directive 2011/65/EU. Components may not be CE marked. Additionally, the part numbers that TE has identified as EU ELV compliant have a maximum concentration of 0.1% by weight in homogenous materials for lead, hexavalent chromium, and mercury, and 0.01% for cadmium, or qualify for an exemption to these limits as defined in the Annexes of Directive 2000/53/EC (ELV). Regarding the REACH Regulation, the information TE provides on SVHC in articles for this part number is based on the latest European Chemicals Agency (ECHA) 'Guidance on requirements for substances in articles' posted at this URL: https://echa.europa.eu/guidance-documents/guidance-on-reach

Compatible Parts

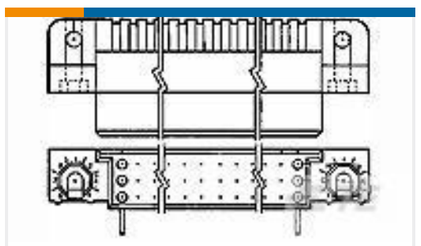

TE Part # 532431-9
HDI RECP ASSY 3 ROW 180 POS

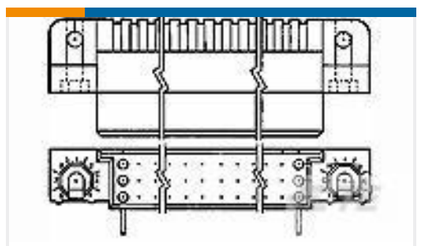

TE Part # 533268-9
HDI RECP ASSY 3 ROW 180 POS

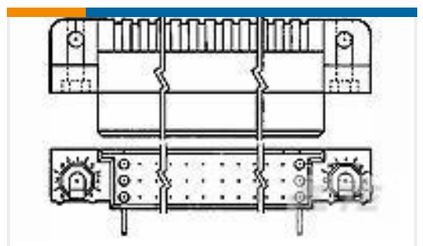

TE Part # 650809-2
HDI RECP ASSY 3 ROW 180 POS

Documents

Product Drawings

HDI PIN ASSY 3 ROW 180 POS

English

CAD Files

3D PDF

3D

Customer View Model

ENG_CVM_CVM_532432-9_P.2d_dxf.zip

English

Customer View Model

ENG_CVM_CVM_532432-9_P.3d_igs.zip

English

Customer View Model

ENG_CVM_CVM_532432-9_P.3d_stp.zip

English

By downloading the CAD file I accept and agree to the Terms and Conditions of use.

Product Specifications

Application Specification

English

Instruction Sheets

Instruction Sheet (U.S.)

English